


# 2021 HOT JOBS

## THIS IS WHY THEY'RE HOT:

10% or more growth  
over 10 years

20 or more current  
job openings

\$12.51 or more per  
hour entry wage





## COMPUTER INFORMATION SYSTEMS

Occupational Title	Employment Percent Change 2018-2028	Total Annual Openings	Entry Hourly Wage	Experienced Hourly Wage
Computer Systems Analysts	18.7%	42	\$26.85	\$47.07
Software Developers, Applications	37.5%	45	\$30.24	\$53.31
Network and Computer Systems Administrators	12.2%	38	\$24.58	\$38.09
Computer User Support Specialists	17.2%	111	\$12.01	\$22.88
Computer Network Support Specialists	12.1%	30	\$19.62	\$30.57
*Operations Research Analysts	54.1%	20	\$19.58	\$42.21



## CONSTRUCTION

Occupational Title	Employment Percent Change 2018-2028	Total Annual Openings	Entry Hourly Wage	Experienced Hourly Wage
Civil Engineers	12.0%	39	\$24.74	\$39.69
Cement Masons and Concrete Finishers	10.6%	78	\$12.92	\$18.12
*Operating Engineers and Other Construction Equipment Operators	11.5%	138	\$13.30	\$20.22
Electricians	13.2%	147	\$11.91	\$21.08
Plumbers, Pipefitters, and Steamfitters	10.0%	81	\$11.50	\$21.86
Construction and Building Inspectors	12.3%	25	\$15.76	\$27.82
Heating, Air Conditioning, and Refrigeration Mechanics and Installers	8.7%	117	\$13.31	\$22.24





## CULINARY

Occupational Title	Employment Percent Change 2018-2028	Total Annual Openings	Entry Hourly Wage	Experienced Hourly Wage
Chefs and Head Cooks	23.3%	18	\$17.48	\$28.58










## DEFENSE

Occupational Title	Employment Percent Change 2018–2028	Total Annual Openings	Entry Hourly Wage	Experienced Hourly Wage
 Detectives and Criminal Investigators	20.0%	205	\$29.68	\$45.21
 Police and Sheriff's Patrol Officers	10.3%	160	\$20.05	\$33.90
*Police, Fire, and Ambulance Dispatchers	12.0%	36	\$14.79	\$19.93
Dispatchers, Except Police, Fire, and Ambulance	12.6%	79	\$11.92	\$21.39







## EDUCATION

Occupational Title	Employment Percent Change 2018–2028	Total Annual Openings	Entry Hourly Wage	Experienced Hourly Wage
 Vocational Education Teachers, Postsecondary	11.3%	20	\$12.26	\$28.96
*Preschool Teachers, Except Special Education	10.4%	120	\$10.65	\$27.02
 Elementary School Teachers, Except Special Education	0.5%	260	\$23.56	\$34.74
 Middle School Teachers, Except Special and Career/Technical Education	0.5%	160	\$24.17	\$35.46
 Librarians	20.6%	57	\$24.22	\$37.64
 Secondary School Teachers, Except Special and Career/Technical Education	0.7%	250	\$24.06	\$35.57
 Special Education Teachers, Kindergarten and Elementary School	0.0%	23	\$22.16	\$33.41
 Special Education Teachers, Secondary School	0.0%	23	\$23.28	\$32.72







## FINANCE

Occupational Title	Employment Percent Change 2018–2028	Total Annual Openings	Entry Hourly Wage	Experienced Hourly Wage
 Compliance Officers	21.7%	242	\$24.62	\$42.27
 Accountants and Auditors	17.8%	194	\$19.62	\$35.29
 Financial Analysts	24.8%	26	\$23.71	\$69.30
 Loan Officers	15.1%	36	\$16.91	\$45.09
Insurance Sales Agents	23.9%	147	\$11.89	\$27.07
*Insurance Claims and Policy Processing Clerks	19.2%	60	\$12.58	\$18.44



## HUMAN RESOURCES

Occupational Title	Employment Percent Change 2018–2028	Total Annual Openings	Entry Hourly Wage	Experienced Hourly Wage
 Human Resources Specialists	13.6%	128	\$14.59	\$31.21
 Training and Development Specialists	19.1%	83	\$13.28	\$32.53




## INDUSTRIAL MANUFACTURING

Occupational Title	Employment Percent Change 2018–2028	Total Annual Openings	Entry Hourly Wage	Experienced Hourly Wage
First-Line Supervisors of Mechanics, Installers, and Repairers	12.4%	99	\$18.44	\$31.28
Bus and Truck Mechanics and Diesel Engine Specialists	14.8%	168	\$10.94	\$21.79
Industrial Machinery Mechanics	12.5%	50	\$13.29	\$23.07
Maintenance Workers, Machinery	16.5%	33	\$15.33	\$23.98
*Medical Equipment Repairers	26.6%	21	\$15.91	\$30.81



## MARKETING

Occupational Title	Employment Percent Change 2018–2028	Total Annual Openings	Entry Hourly Wage	Experienced Hourly Wage
 Public Relations Specialists	18.7%	78	\$11.36	\$26.25



@workforcesolutionsborderplex



@borderplexjobs







## MEDICAL AND HEALTH

Occupational Title	Employment Percent Change 2018–2028	Total Annual Openings	Entry Hourly Wage	Experienced Hourly Wage
* Medical and Health Services Managers	21.0%	92	\$28.46	\$55.76
Substance abuse, behavioral disorder, and mental health counselors	18.5%	63	\$14.19	\$27.14
Healthcare Social Workers	16.4%	38	\$16.06	\$28.93
Medical and Clinical Laboratory Technicians	10.1%	40	\$14.04	\$26.63
Mental Health and Substance Abuse Social Workers	14.5%	23	\$13.37	\$19.08
Occupational Therapists	11.2%	18	\$30.15	\$46.15
Respiratory Therapists	16.6%	23	\$21.96	\$29.26
Speech–Language Pathologists	21.7%	33	\$27.54	\$44.12
Registered Nurses	10.5%	398	\$27.18	\$39.92
Dental Hygienists	15.5%	24	\$23.82	\$31.73
Radiologic Technologists	13.2%	25	\$21.33	\$33.01
Pharmacy Technicians	32.0%	239	\$12.97	\$18.05
Licensed Practical and Licensed Vocational Nurses	15.0%	209	\$19.40	\$24.61
Medical Records and Health Information Technicians	21.6%	46	\$12.64	\$22.86
*Health Technologists and Technicians, All Other	23.4%	47	\$12.55	\$22.86
Physical Therapist Assistants	27.9%	52	\$19.58	\$37.60
*Dental Assistants	16.6%	114	\$11.58	\$18.67
Phlebotomists	26.0%	30	\$12.01	\$15.69



## TRANSPORTATION AND LOGISTICS

Occupational Title	Employment Percent Change 2018-2028	Total Annual Openings	Entry Hourly Wage	Experienced Hourly Wage
 Logisticians	21.5%	43	\$23.09	\$41.40
Cargo and Freight Agents	16.0%	42	\$14.27	\$25.02
Bus Drivers, Transit and Intercity	10.0%	92	\$12.50	\$17.95
 Property, Real Estate, and Community Association Managers	10.7%	38	\$15.34	\$33.45
 General and Operations Managers	16.6%	418	\$22.60	\$60.05
 Management Analysts	37.1%	80	\$24.62	\$47.15

## HOTTEST OCCUPATIONS TOP WAGE QUARTILES AND/OR (STEM) ADVANCED INDUSTRIES

\* 9 NEW OCCUPATIONS NOT PREVIOUSLY LISTED IN THE TARGET OCCUPATIONS LIST OF 2020

## COOLING JOBS (Occupations that have a projection of diminishing growth over the next ten years)

Occupational Title	Employment Percent Change 2018 - 2028	Entry Hourly Wage
Grinding and Polishing Workers, Hand	-27.1%	\$9.83
Switchboard Operators, Including Answering Service	-18.5%	\$8.80
File Clerks	-13.7%	\$11.97
Advertising Sales Agents	-12.5%	\$8.67
Inspectors, Testers, Sorters, Samplers, and Weighers	-11.4%	\$8.30
Data Entry Keyers	-10.2%	\$10.37
Floral Designers	-9.4%	\$8.28
Food Cooking Machine Operators and Tenders	-8.5%	\$17.33
Editors	-7.3%	\$18.76
Telecommunications Equipment Installers and Repairers, Line Installers	-7.1%	\$8.54
Floral Designers	-6.7%	\$18.16
Cutting, Punching, and Press Machine Setters, Operators, and Tenders, Metal and Plastic	-6.2%	\$10.95
Assemblers and fabricators, all other, including team assemblers	-5.4%	\$9.35
Paper Goods Machine Setters, Operators, and Tenders	-5.0%	\$11.84
Coating, Painting, and Spraying Machine Setters, Operators, and Tenders	-4.6%	\$9.81
Printing Press Operators	-4.2%	\$10.82
Pressers, Textile, Garment, and Related Materials	-4.1%	\$13.55
Drywall and Ceiling Tile Installers	-3.5%	\$9.87
Secretaries and Administrative Assistants, Executive Secretaries and Executive Administrative Assistants, Legal Secretaries	-3.3%	\$8.57
Library Assistants, Clerical	-2.9%	\$9.07
Meter Readers, Utilities	-2.8%	\$10.98
Hotel, Motel, and Resort Desk Clerks	-1.6%	\$8.63
Tool and Die Makers	-1.4%	\$14.70
Crossing Guards	-0.7%	\$8.23
Telemarketers	-0.6%	\$8.39
Sewing Machine Operators	-0.5%	\$8.15

# WE PROVIDE THE TOOLBOX TO SKYROCKET YOUR CAREER.



TAKE THE 1ST STEP TO LEVEL UP, REGISTER FREE AT:  
[BORDERPLEXJOBS.COM/EVENTS](http://BORDERPLEXJOBS.COM/EVENTS)

YOUR POTENTIAL IS !  
WE INVEST IN YOU, SO YOU CAN TOO.  
WHAT WILL YOU DO?

To download the HOT JOBS list or find local eligible training providers, visit our website at:  
[borderplexjobs.com](http://borderplexjobs.com).

To speak with a Workforce Solutions Borderplex Career Navigator contact us at:  
**(915) 759-JOBS (5627)**

#### Job Link Site

6351 South Desert, Suite 127  
El Paso, TX 79932

#### Northeast Center

8941 Dyer Street  
El Paso, TX 79904

#### Alpine Center

Ward Center Plaza, 710 East  
Holland, Suite 2 Alpine, TX 79830

#### Horizon Center

13998 Horizon Blvd., Suite 110-120  
Horizon City, TX 79928

#### Downtown Center

1st Floor, Inside Main Library  
501 North Oregon El Paso, TX 79901

#### Presidio Center

701 East Market, Suite 6B  
Presidio, TX 79845

#### Administrative Offices

304 Texas Ave., Suite 1400

#### North Loop Center

8825 North Loop, Suite 122  
El Paso, TX 79907

#### Military Affiliated Satellite Center

Pershing Road Building 503B,  
Basement Room 2 Fort Bliss,  
TX 79906



**(915) 759-JOBS (5627)**

[BORDERPLEXJOBS.COM](http://BORDERPLEXJOBS.COM)

| [HOWTOPICKACAREER.COM](http://HOWTOPICKACAREER.COM)

A proud partner of the  
**americanjobcenter**  
network

Equal Opportunity Employer/Program. Auxiliary aids and services are available upon request to individuals with disabilities. Relay Texas: 711 (Voice) or 1-800-735-2989 (TTY). Funded by all or in part of, the Department of Labor/ETA WIOA Formula Grants and Wagner-Peyser; the Department of Health and Human Services TANF and Child Care Development Fund; and the Food and Nutrition Service SNAP Employment & Training. Igualdad de oportunidades de Empleo/Programas. Equipo auxiliar y servicios de apoyo están disponibles para personas con discapacidad al ser requeridos. Relay Texas: 711 (Voz) o 1-800-735-2989 (TTY).



@workforcesolutionsborderplex



@borderplexjobs